

Алматы (7273)495-231
Ангарск (3955)60-70-56
Архангельск (8182)63-90-72
Астрахань (8512)99-46-04
Барнаул (3852)73-04-60
Белгород (4722)40-23-64
Благовещенск (4162)22-76-07
Брянск (4832)59-03-52
Владивосток (423)249-28-31
Владикавказ (8672)28-90-48
Владимир (4922)49-43-18
Волгоград (844)278-03-48
Вологда (8172)26-41-59
Воронеж (473)204-51-73
Екатеринбург (343)384-55-89
Иваново (4932)77-34-06
Ижевск (3412)26-03-58
Иркутск (395)279-98-46
Казань (843)206-01-48

Калининград (4012)72-03-81
Калуга (4842)92-23-67
Кемерово (3842)65-04-62
Киров (8332)68-02-04
Коломна (4966)23-41-49
Кострома (4942)77-07-48
Краснодар (861)203-40-90
Красноярск (391)204-63-61
Курган (3522)50-90-47
Курск (4712)77-13-04
Липецк (4742)52-20-81
Магнитогорск (3519)55-03-13
Москва (495)268-04-70
Мурманск (8152)59-64-93
Набережные Челны (8552)20-53-41
Нижний Новгород (831)429-08-12
Новокузнецк (3843)20-46-81
Новосибирск (383)227-86-73
Ноябрьск (3496)41-32-12

Омск (3812)21-46-40
Орел (4862)44-53-42
Оренбург (3532)37-68-04
Пенза (8412)22-31-16
Пермь (342)205-81-47
Петрозаводск (8142)55-98-37
Псков (8112)59-10-37
Ростов-на-Дону (863)308-18-15
Рязань (4912)46-61-64
Самара (846)206-03-16
Санкт-Петербург (812)309-46-40
Саранск (8342)22-96-24
Саратов (845)249-38-78
Севастополь (8692)22-31-93
Симферополь (3652)67-13-56
Смоленск (4812)29-41-54
Сочи (862)225-72-31
Ставрополь (8652)20-65-13
Сургут (3462)77-98-35

Сыктывкар (8212)25-95-17
Тамбов (4752)50-40-97
Тверь (4822)63-31-35
Тольятти (8482)63-91-07
Томск (3822)98-41-53
Тула (4872)33-79-87
Тюмень (3452)66-21-18
Улан-Удэ (3012)59-97-51
Ульяновск (8422)24-23-59
Уфа (347)229-48-12
Хабаровск (4212)92-98-04
Чебоксары (8352)28-53-07
Челябинск (351)202-03-61
Череповец (8202)49-02-64
Чита (3022)38-34-83
Якутск (4112)23-90-97
Ярославль (4852)69-52-93

Россия +7(495)268-04-70

Казахстан +7(7172)727-132

Киргизия +996(312)96-26-47

<https://tecfluid.nt-rt.ru> || tdf@nt-rt.ru

Преобразователи вторичные серии CP420L / CH420L

 **tecfluid**



Instructions Manual



1. INTRODUCTION

The electronic transmitters CP420L and CH420L are designed to work with Tecfluid's volumetric counters (COVOL) and turbines. The instruments are supplied already configured for the type of input.

The circuit is based on a microprocessor that, in function of the pulses per litre programmed, calculates the flow rate and totalizes the volume that flows through the meter and shows these values on a local indicator.

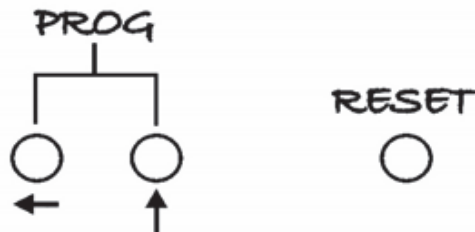
The CH420L differs from CP420L in that it is also HART protocol compatible.

2. OPERATION

To adapt the transmitter to the meter, the pulses per litre factor specified on the meter must be programmed. To do this, the plastic front cover must be removed by unscrewing the four screws on the corners. After that, the push buttons will be accessible.

If the instrument has not been previously programmed or, due to an alteration in the data memory the instrument recovers the default factory values, then the display will show "PRESET". This indication will disappear when the programming sequence has been completed.

There are three push buttons with the following functions:



2.1. Programming

In all the programming screens, the "RESET" push button exits the screen without saving the data in the memory, even if changes in the digits have been made or not .

By pushing the two push buttons PROG at the same time, the display will change to the programming mode. In this mode there are 7 digits (four whole numbers and three decimals). The value that must be introduced is the pulses per litre factor given on the label of the COVOL or Turbine.



To do this, pushing the push button marked with the arrow pointing upwards, the blinking digit will increase. Once the desired value of the digit is achieved, by pressing the push button marked with the arrow pointing left, the cursor will pass to the next digit to be modified. On the seventh digit, by pressing this push-button the cursor will pass to the first digit on the display.

When the value of the pulses per litre is correct, by pushing the two push buttons PROG at the same time, this value will be automatically saved in the memory and it will appear the units selection screen.



To change the flow rate units, the push button marked with the arrow pointing upwards, must be pushed. To change the totalized volume units, the push button marked with the arrow pointing left, must be pushed.

The possible flow rate and totalized volume units are the following:

Flow rate:

There are 9 combinations made from 3 volume units and 3 time units.

Volume	/	time
l (litres)	/	s (second)
m3 (cubic meters)	/	m (minute)
ga (gallons)	/	h (hour)

Totalized volume:

There are 3 possible volume units, l (litres), m3 (cubic meters), ga (gallons)

Note: 1ga = 3.785 litres.

With the working units chosen, by pressing the two push buttons PROG, we go to the loop current programming.



In the first screen we program the flow rate equivalent to 4 mA (lower range). The measuring units will be the ones chosen in the previous screen. The push buttons have the same function as the pulses per litre programming.

After that, we program the flow rate equivalent to 20 mA (upper range).



In a CH420L, if during the programming sequence we receive a HART command that must be attended, the local programming will not be valid and all the data previously programmed will be lost. The screen will return to the normal working model and the word PROG will light on the screen, indicating this event. To remove the word PROG from the display, press any of the two PROG push buttons.



2.2. Serial number indication

By pressing the three push buttons, the display will show the serial number. To return to the usual screen, press any of the push buttons.

2.3.Reset

By pushing the RESET push button, the counter will be set to zero and it will continue to count .

3. MAINTENANCE

It doesn't require any special maintenance.

4. MEASUREMENT ERROR CORRECTIONS

The calibration of the mechanical flow meters is made with water at 20 °C to obtain a calibration for a liquid of density 1 kg/l and viscosity of 1 mPa·s. If the flow meter is used with a liquid of other characteristics from the above specified or for reasons of turbulences in the flow, measurement errors can be induced.

To correct these types of errors we can modify the pulses per litre factor programmed in the instrument.

Example 1 - Shortage of volume

If we have a flow meter body which specifies $i/l = 1.985$, and when we check the volume of a batch, we find that instead of having 100 litres as programmed, we only have 95 litres (5% less) and we must apply the following correction:

i/l	= Original Pulses per litre Factor	= 1.985
V	= Expected Volume	= 100
V_r	= Real Volume	= 95

$$i/l \ n = i/l \ \frac{V}{V_r}$$

$i/l \ n$	= New Pulses per litre Factor	= ? (2.089)
-----------	-------------------------------	-------------

Example 2 - Excess of volume

If we have a flow meter body which specifies $i/l = 1.985$, and when we check the volume of a batch, we find that instead of having 100 litres as programmed, we only have 105 litres (5% more) and we must apply the following correction:

i/l	= Original Pulses per litre Factor	= 1.985
V	= Expected Volume	= 100
V_r	= Real Volume	= 105

$$i/l \ n = i/l \ \frac{V}{V_r}$$

$i/l \ n$	= New Pulses per litre Factor	= ? (1.887)
-----------	-------------------------------	-------------

5. HART COMMUNICATION

The CH420L transmitters have a HART communication MODEM

The details of the characteristics with respect to the HART communication are available in the appropriate Field Device Specification

Resume of the principal communications characteristics:

Manufacturer, Model and Revision	Tecfluid, CH420L, Rev. 0
Device type	Transmitter
Hart Revision	6.0
Device Description available	No
Number and type of sensors	1, external
Number and type of actuators	0
Number and type of host side signals	1, 4 – 20 mA analog
Number of Device Variables	2
Number of Dynamic Variables	1
Mappable Dynamic Variables	No
Number of Common Practice Commands	13
Number of Device Specific Commands	2
Bits of Additional Device Status	12
Alternative operating modes?	No
Burst mode?	No
Write Protection?	Yes

Analog loop electrical characteristics for communications :

Reception Impedance :

Rx	>	8,5 MΩ
Cx	<	200 pF

4. PUSH BUTTON INHIBIT AND “WRITE PROTECT”.

The transmitter has a jumper situated behind the display on the left hand side which can be used to avoid changes in the configuration. When the jumper is removed, the push buttons are disabled and the HART write protect is activated, thus inhibiting any changes in the configuration.

7. MODELS

C	—	420	—	—	
			C	COVOL input	
			T	Turbine input	
			L	Local mounting on the flow meter	
			R	DIN rail mounting inside a switchboard	
P	Transmitter with analog output				
H	Transmitter with analog output and HART communication				

8. TECHNICAL CHARACTERISTICS

8.1. Power supply

2 wires, by means of the loop current.

The instrument has a protection diode to avoid damage if the power supply is connected with inverted polarity .

Nominal voltage:	7.5 ... 36 Vdc
Power consumption:	≤ 20 mA

8.2. Totalizer

N. of digits:	7
Size of the digit:	8 mm
Reset:	By means of push button

8.3. Flow rate Indication

N. of digits:	5
Size of the digit:	5 mm

8.4. General characteristics

Ingress protection:	IP65
Ambient temperature range:	0 ... +60 °C

8.5. Input terminals

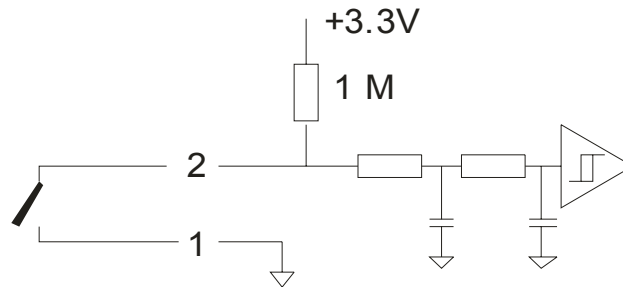
<u>Terminal n.</u>	<u>COVOL</u>	<u>Turbine</u>
1	Common	Ground
2	Live	Live
3	—	Live

8.6. Inputs characteristics

NOTE: The input terminals are not isolated from the 4-20 mA loop. Under no circumstances can an electrical connection be made between the 4-20 mA loop and the inputs. In the event of supplying various transmitters with the same power supply one must make sure that the inputs isolated between each other (except the shields of the turbine pick-ups which can be connected together).

8.6.1. COVOL

This input is designed for a potential free contact between terminals 1 & 2 of the connector. Terminal 1 is connected to the common of the instrument. This input has a 1 MΩ pull-up resistor connected to terminal 2 and to the 3,3 V power supply. The input has a hysteresis with the switching points situated at about 1 V & 2,1 V. If an open collector transistor is to be used as the switching element instead of a COVOL, then the aforementioned parameters must be taken into account.



Due to the presence of a filter to avoid the effects of contact bounce, the maximum pulse frequency for the COVOL input is 300 Hz.

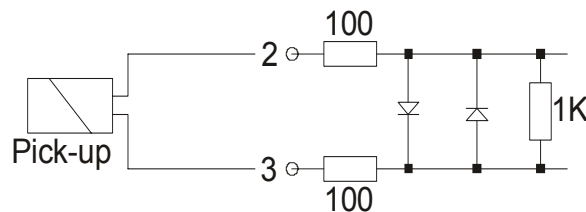
The minimum input frequency is 0.06 Hz

8.6.2. Turbine

The turbine input is designed for connecting to the coil of a magnetic pick-up.

The input impedance is 1,2 KΩ. This input is protected to limit the maximum applied voltage to the circuit. This protection consists of two diodes in parallel and two 100 Ohm resistors.

The maximum voltage that can be applied to the input is 10 Vpp. Voltages higher than this can cause damage to the equipment.

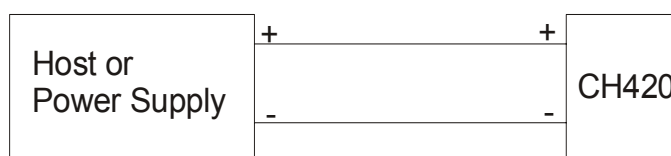


The maximum input frequency is 5000 Hz

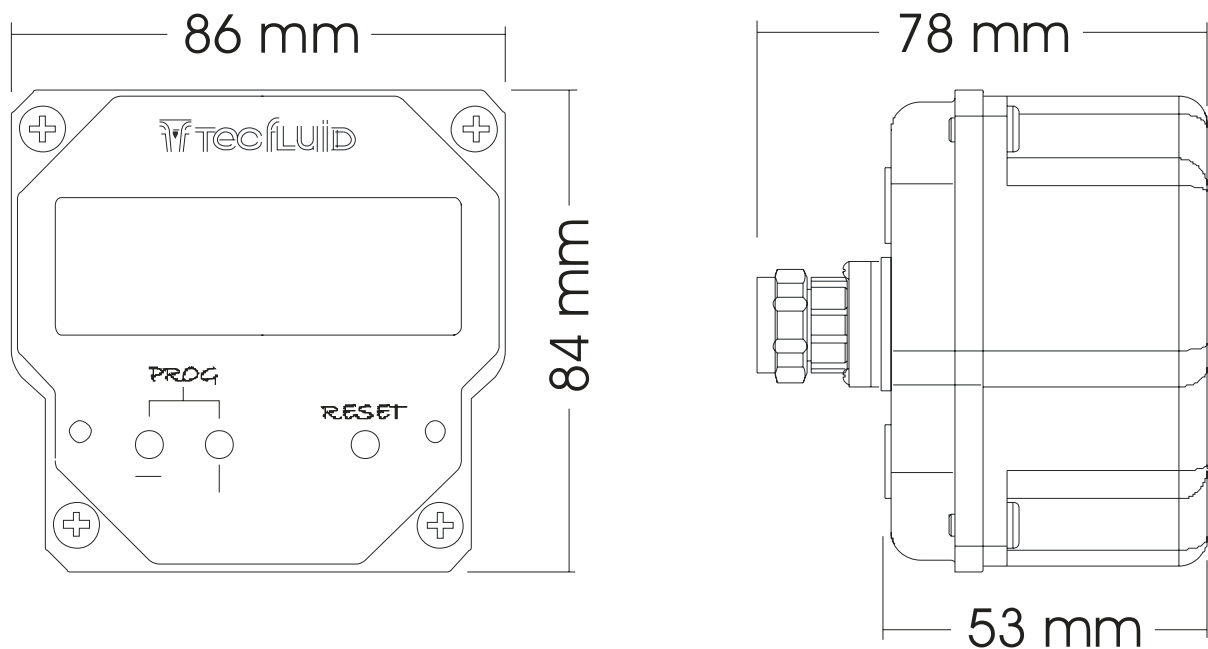
The minimum input voltage is 7 mVpp

8.7. Loop connection

The 4-20 mA loop is connected to a screw terminal block situated below the bush buttons on the opposite side of the PCB. The right hand side terminal is the positive (+) and the left hand side terminal is the negative (-).



9. Dimensions



WARRANTY

TECFLUID guarantees all the products for a period of 24 months from their sale, against all faulty materials, manufacturing or performance. This warranty does not cover failures which might be imputed to misuse, use in an application different to that specified in the order, the result of a service or modification carried out by personnel not authorized by Tecfluid, wrong handling or accident.

This warranty is limited to cover the replacement or repair of the defective parts which have not damaged due to misuse, being excluded all responsibility due to any other damage or the effects of wear caused by the normal use of the devices.

Any consignment of devices for repair must observe a procedure which can be consulted in the website "After-Sales" section.

All materials sent to our factory must be correctly packaged, clean and completely exempt of any liquid, grease or toxic substances.

The devices sent for repair must enclose the corresponding form, which can be filled in via website from the same "After-Sales" section.

Warranty for repaired or replaced components applies 6 months from repair or replacement date. Anyway, the warranty period will last at least until the initial supply warranty period is over.

TRANSPORTATION

All consignments from the Buyer to the Seller's installations for their credit, repair or replacement must always be done at freight cost paid unless previous agreement.

The Seller will not accept any responsibility for possible damages caused on the devices during transportation.



По вопросам продаж и поддержки обращайтесь:

Алматы (7273)495-231
Ангарск (3955)60-70-56
Архангельск (8182)63-90-72
Астрахань (8512)99-46-04
Барнаул (3852)73-04-60
Белгород (4722)40-23-64
Благовещенск (4162)22-76-07
Брянск (4832)59-03-52
Владивосток (423)249-28-31
Владикавказ (8672)28-90-48
Владимир (4922)49-43-18
Волгоград (844)278-03-48
Вологда (8172)26-41-59
Воронеж (473)204-51-73
Екатеринбург (343)384-55-89
Иваново (4932)77-34-06
Ижевск (3412)26-03-58
Иркутск (395)279-98-46
Казань (843)206-01-48

Калининград (4012)72-03-81
Калуга (4842)92-23-67
Кемерово (3842)65-04-62
Киров (8332)68-02-04
Коломна (4966)23-41-49
Кострома (4942)77-07-48
Краснодар (861)203-40-90
Красноярск (391)204-63-61
Курган (3522)50-90-47
Курск (4712)77-13-04
Липецк (4742)52-20-81
Магнитогорск (3519)55-03-13
Москва (495)268-04-70
Мурманск (8152)59-64-93
Набережные Челны (8552)20-53-41
Нижний Новгород (831)429-08-12
Новокузнецк (3843)20-46-81
Новосибирск (383)227-86-73
Ноябрьск (3496)41-32-12

Омск (3812)21-46-40
Орел (4862)44-53-42
Оренбург (3532)37-68-04
Пенза (8412)22-31-16
Пермь (342)205-81-47
Петрозаводск (8142)55-98-37
Псков (8112)59-10-37
Ростов-на-Дону (863)308-18-15
Рязань (4912)46-61-64
Самара (846)206-03-16
Санкт-Петербург (812)309-46-40
Саранск (8342)22-96-24
Саратов (845)249-38-78
Севастополь (8692)22-31-93
Симферополь (3652)67-13-56
Смоленск (4812)29-41-54
Сочи (862)225-72-31
Ставрополь (8652)20-65-13
Сургут (3462)77-98-35

Сыктывкар (8212)25-95-17
Тамбов (4752)50-40-97
Тверь (4822)63-31-35
Тольятти (8482)63-91-07
Томск (3822)98-41-53
Тула (4872)33-79-87
Тюмень (3452)66-21-18
Улан-Удэ (3012)59-97-51
Ульяновск (8422)24-23-59
Уфа (347)229-48-12
Хабаровск (4212)92-98-04
Чебоксары (8352)28-53-07
Челябинск (351)202-03-61
Череповец (8202)49-02-64
Чита (3022)38-34-83
Якутск (4112)23-90-97
Ярославль (4852)69-52-93

Россия +7(495)268-04-70

Казахстан +7(7172)727-132

Киргизия +996(312)96-26-47

<https://tecfluid.nt-rt.ru> || tdf@nt-rt.ru